

TABLE OF CONTENTS

PREAMBLE	2
THE OISE STORY	3
EXTERNAL ENVIRONMENT	19
TEACHING PROFESSION	23
UNIVERSITY OF TORONTO PRIORITIES	28
CONCLUSION	32
APPENDIX	33
REFERENCES	41

PREAMBLE

1. THE OISE STORY: A MATTER OF STRENGTHS AND CHALLENGES

Academic/Administrative Staff

faculty members from 147 (2010) to 125 (2016)
stream and teaching stream faculty

decline in number of full-time continuing
decrease in FTE of 19% in the total tenure

to 150 (2015)

reduction from close to 178 (2011)

-
-
-
-
-
-
-
-
-

OISE SELF-STUDY: TOWARDS AN ACADEMIC PLAN (2015-2016)

ENROLLMENT

I E

Student Experience

SELF-FUNDED AND REVENUE GENERATING UNITS

Continuing and Professional Learning

TABLE 3 OISE'S CPL SOLUTIONS AND OFFERINGS

Direct Enrollment	Closed Enrollment	Contract Solutions
<ul style="list-style-type: none"> • • • 	<ul style="list-style-type: none"> • • • 	<ul style="list-style-type: none"> • •

-
-
-
-
-
-
-

2. EXTERNAL ENVIRONMENT

digital technologies
internationalization
scarcity of public funding
student expectations
differentiation

local communities

19.1%, identified themselves as a member of a visible minority

2

Language

English and French are the mother tongues of 56.9% and 21.3%

200 additional languages

Religion

23.9% had no religious affiliation

Family Dynamics

42.4% increase from 45,345 same sex families

Ontario

annually one in four residents born outside the country, with over 100,000 newcomers
85% of the population live in urban centres

3

2

Toronto

4

Aboriginal Population Growth

- -
 -
- Aboriginal population has grown by 20.1% between 2006- 2011, in comparison with 5.2% for the rest of the population
- Ontario

Aboriginal population that is younger than non-Aboriginal

3. TEACHING PROFESSION

PEDAGOGICAL CHANGE

SUPPLY AND DEMAND

Teacher Shortage

T_a T_{ac} 2015

5

Teacher Surplus


5

OTHER FACULTIES OF EDUCATION

Teacher Education Reform

significant reduction in enrollment with an extension to programs from two to four semesters, an increase in the practice teaching component from 40 to 80 days coupled with a 33% cut to operating grant allocations for bachelor of education programs in Ontario

OISE as "All Graduate"



7

of professional doctorates in Canada

8

lack of expansion

7

8

4. UNIVERSITY OF TORONTO PRIORITIES

V 2012

T a 2030

•

•

Student Population/Mobility

only 3.1% of total full-time Canadian students participated in a form of study abroad

International Presence/Profile

9

ENHANCE UNDERGRADUA yesoed tha, tyan in ountbitutg to th renomic, Assoclws a
anMissiesaugaan campusen of the Univesory,amse al,ama ou()Tj/T1Q 1 T[Concurruc
rendinationUsergraduaradma wssrti,n.9

OISE's two graduate teacher education programs link with undergraduate programs (MT and MA-CSE)

33 Combined

Degree Programs have been approved between OISE and its undergraduate partners

11

12

Undergraduate Course Development Fund (UCDF)

13

5. CONCLUSION

Guide

OISE's New Reality: Trends and Analysis

**FIGURE 1 FOREIGN-BORN POPULATION, AS PROPORTION OF THE TOTAL POPULATION
G8 COUNTRIES AND AUSTRALIA**

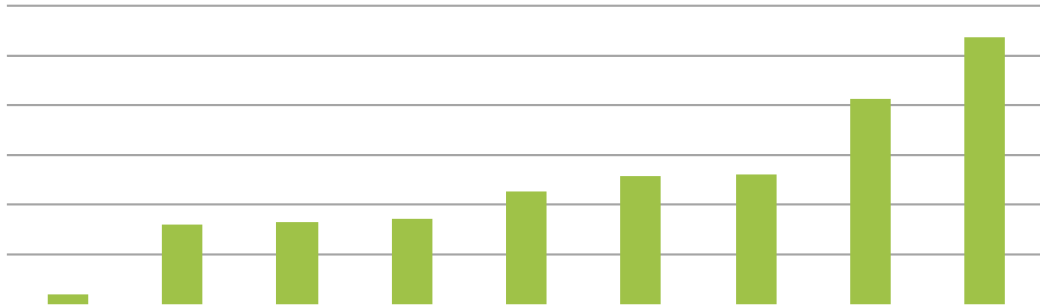
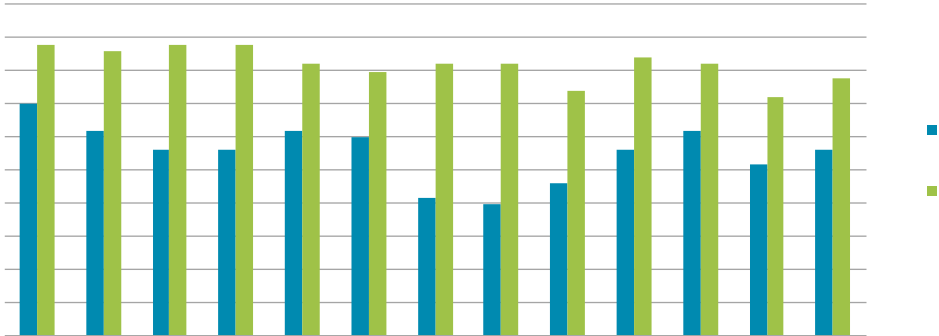


TABLE 1 BREAKDOWN OF ABORIGINAL IDENTITY POPULATION

Aboriginal Identity	Number	Percent

Data Source:

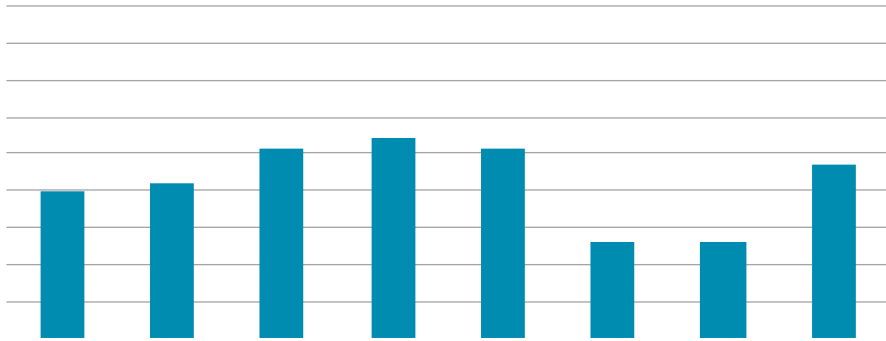
I E 2 MEDIAN AGE FOR FIRST NATIONS AND NON-ABORIGINAL POPULATION IN PROVINCES AND TERRITORIES (2011)



Data Source:

SURVEY YEAR





Employment Category	2009-10	2010-11	2011-12	2012-13	2013-14	2014-15	Fall 2015
TOTAL	288	309	312	301	274	281	287

TABLE 6 OISE CONTINUING AND PROFESSIONAL LEARNING OFFERINGS

	Direct Enrollment	Closed Enrollment
	<ul style="list-style-type: none"> • • • • 	<ul style="list-style-type: none"> • • • • • •
	<ul style="list-style-type: none"> • • 	<ul style="list-style-type: none"> • • •
	<ul style="list-style-type: none"> • • • • • 	<ul style="list-style-type: none"> • • •
	<ul style="list-style-type: none"> • • 	<ul style="list-style-type: none"> •

REFERENCES

